



JIMMY

5-door



Nobody But Jimmy

Choosing a 4x4 vehicle just got a lot easier.

Because nobody but Jimmy offers such a superbly balanced combination of authentic off-road ruggedness and light, nimble, manoeuvrability.

What's more, the new 5-door model gives you expanded carrying capacity and truly comfortable seating for four adults.

Scan the far horizons and you will see – there is nothing else like it on Earth.

Functional evolution

Like a wild animal, every element of Jimny's body design has evolved to achieve the goal of functional perfection. It's purpose-built to help you survive in the wild and get the job done.

Iconic 5-slot front grille and round headlamps

Jimny's off-road heritage is evident in its iconic round headlamps and signature 5-slot front grille with chrome accents.

Optimised bumper design

Moulded front and rear bumpers made from scuff-resistant black material feature an optimised design that provides ample approach and departure angle clearance for driving in rough terrain.

LED headlamps with washers

GLX grade models feature LED projector headlamps equipped with individual washers to help ensure bright illumination even when driving in mud, dirt or snow.



Alloy wheels

15-inch alloy wheels with a dark grey metallic finish complement Jimny's rugged styling, and flared wheel arch mouldings and side sill splash guards help shield the body from mud and gravel.

Upright A-pillars

Upright A-pillars increase your field of vision and reduce blind spots, while the minimally slanted windshield helps cut glare from the overhead sun.

Square bonnet

The flat, square shape of the bonnet contributes to heightened situational awareness on uneven ground because the full width of the vehicle is always in view.



On course for adventure

Jimny's ergonomically designed cockpit and dashboard instrumentation provide ready access to essential controls and vehicle information when you're navigating rough terrain.

Display audio system*

The display audio system has a customisable touch panel that lets you view vehicle information and live video from the rearview camera. The system also supports Bluetooth® for hands-free calling and music playback, and Wi-Fi® and USB connectivity for touch panel and voice-activated access to smartphone navigation and messaging apps. *Option package with 9-inch screen and rearview camera (GLX grade) or 7-inch screen (GL grade).



Front console box

Conveniently positioned switches in the front console box allow the driver to control the rear seat power windows.

USB and accessory sockets

A 12V accessory socket is included as standard equipment, and a USB socket is also provided on vehicles equipped with the optional display audio system.



Steering wheel integrated switches

Cruise control and audio control switches are integrated into the steering wheel, and on models equipped with a display audio system, there are additional switches for hands-free calling.

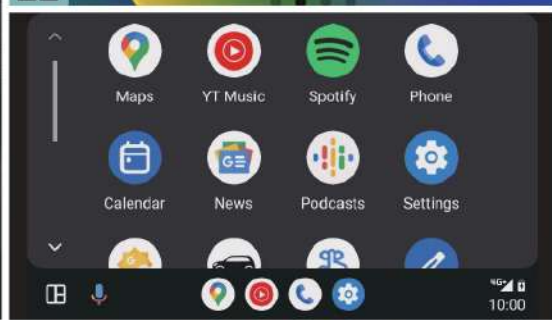


Apple CarPlay works with your iPhone and Siri to help you get directions, make calls, play music, and send and receive messages using voice commands or the display audio touch panel interface.



Talk to Google Assistant on Android Auto and get things done with your voice so you can keep your focus on driving. Easily send messages, get directions, control media and more. Just say, "Hey Google" or, in compatible cars, long press the voice control button on your steering wheel to get started.

*Apple CarPlay is supported in the countries listed at the following link: <https://www.apple.com/ios/feature-availability/#applecarplay-applecarplay>
*For more details, including iPhone models and iOS versions compatible with Apple CarPlay, see: <https://www.apple.com/ios/carplay/>
*Android Auto is supported in the countries listed at the following link: <https://www.android.com/auto/>
*To use Android Auto on your car display, you'll need an Android™ phone running Android 8 or higher, an active data plan, and the Android Auto app. *Apple, Apple CarPlay, iPhone and Siri are trademarks of Apple Inc., registered in the US, and other countries.
*Google, Android and Android Auto are trademarks of Google LLC.
*Bluetooth is a registered trademark of Bluetooth SIG, Inc.
*Wi-Fi is a registered trademark of Wi-Fi Alliance®.





Jimny

Practical in every dimension

With its highly practical cabin design and comfortable seating, Jimny provides you with the space you and your passengers need to enjoy every off-road adventure.

Comfortable seating for 4 adults

The rear seats have thick cushioning like the front seats, and an optimised design to ensure everyone on board enjoys exploring the wilderness in comfort.

Wide and tall back door opening

The large back door opening makes it easy to stow gear in the roomy luggage area of 211L*, and the low height of the door sill reduces strain when loading and unloading heavy items.

*When rear seatback raised. Measured using the German Association of the Automotive Industry (VDA) method.



Practical and versatile luggage area

The ample luggage space offered by the 5-door Jimny can be further expanded by folding down the rear seat backs, allowing you to carry bulky items and additional supplies for extended expeditions.

Side-mounted lamp and accessory socket

The side-mounted luggage area lamp provides illumination where it's needed most, and a convenient socket delivers 12V power for accessories at your campsite.



As tough as they come

Even in the mountains, on the savannah and in the desert, Jimny has the power, handling stability and roadholding capability you need to take on the most challenging and demanding terrain.

1.5L petrol engine

The 5-door Jimny features our proven 1.5-litre engine, tuned for high-torque off-road driving and fuel efficiency.

Displacement (cm ³)	1,462
Compression ratio	10.0
Max. Output (kW/rpm)	75/6,000
Max. torque (N.m/rpm)	130/4,000



High-rigidity ladder frame

The high-rigidity ladder frame is specifically designed to meet the demands of off-road driving in rough terrain. Providing a solid foundation for all your adventures, it also contributes to handling stability and long-term durability.



3-link rigid axle suspension with coil springs

The suspension system features a rugged 3-link design, with rigid front and rear axles and heavy-duty coil springs on all four wheels for excellent road holding and traction on a wide range of surfaces.



ALLGRIP PRO

Jimny's ALLGRIP PRO 4WD system lets you handle all kinds of terrain. In 2WD mode, it provides smooth, quiet, fuel-efficient power delivery for driving on paved roads. In 4WD mode, it offers you a choice of high-range and low-range transfer gears. High-range 4WD provides additional traction for driving on dirt or gravel trails and snowy roads, while low-range 4WD delivers maximum traction and torque for traversing soft sand and mud or steep, rocky terrain.

Ample ground clearance

With ample ground clearance and generous departure, ramp breakover and approach angles, Jimny's body and chassis design reduces the chance of underbody and bumper damage when traversing extremely uneven terrain.

Hill hold control

When starting out on an uphill slope, hill hold control prevents the vehicle from rolling backward for approximately two seconds to give you time to move your foot from the brake pedal to the accelerator pedal.

Hill descent control

When going down steep slopes, hill descent control automatically applies the brakes as needed to maintain a fixed speed, allowing you to focus on steering and obstacle avoidance as you descend.



Always on guard

In town and in the country, you'll enjoy peace of mind knowing that you, your passengers and your vehicle are protected by a full range of safety features.

SRS airbags for collision safety

Jimny is equipped with a full complement* of SRS airbags, including front and side airbags for the driver and front passenger, and side curtain airbags for occupants of both the front and rear seats.

* Illustration of inflated airbags is approximate. Side and side curtain airbags only on GLX grade.



Rear parking sensors

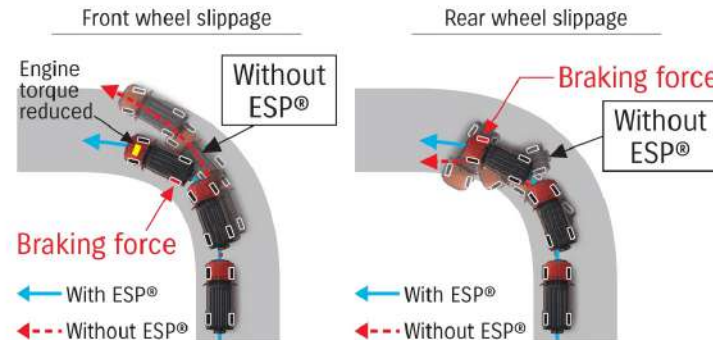
Ultrasonic sensors in the rear bumper detect obstacles when reversing, and audible warning beeps sound with increasing frequency as you approach.



Electronic Stability Program (ESP®)*

ESP technology helps you control the vehicle during cornering, and assists you in maintaining traction when accelerating on loose or slippery road surfaces. If wheel slip is detected, the ESP system automatically regulates engine torque and selectively applies the brakes to help you maintain control.

*ESP® is a registered trademark of Mercedes-Benz Group AG. The ESP is designed to help keep the car under control. However, its effectiveness depends on driving conditions and the state of the road surface. If the tyres exceed their grip limit and the wheels start to spin or skid, it may not be fully effective.



Injury mitigation body for pedestrian safety

For added peace of mind, Jimny's front bumper, fenders, bonnet and other front-end components are designed to absorb impact and help mitigate pedestrian head and leg injuries in the event of a collision.

1. Impact-absorbing wipers
2. Impact-absorbing cowl top
3. Impact-absorbing bonnet hinges
4. Impact-absorbing fenders
5. Impact-absorbing bonnet
6. Impact-absorbing front bumper

Major Equipment

Engine		Petrol K15B	
Drive system		Part-Time 4WD	
Transmission		5MT/4AT	4AT
Grade		GL	GLX
CHASSIS			
Tyres and wheels	195/80R15 + alloy wheels	S	S
Spare tyre and wheel	195/80R15 + alloy wheel	S	S
Spare wheel half cover (disc type)	Black	S	S
EXTERIOR			
Front grille	Black with chrome accent	S	S
Wheel arch extensions	Material colour	S	S
Drip rails		S	S
Outside door handles	Body coloured	-	S
Tailgate opener	Centre door lock	S	S
VISIBILITY			
Headlamps	Halogen multi-reflector LED projector	S	-
Headlamp levelling device	Manual	-	S
Automatic lamps		-	S
Lamp washer		-	S
Fog lamps	Front Rear	S S	S S
Green-tinted windows	Front door windows Quarter & tailgate windows	S S	S S
UV-cut glass	Windscreen	S	S
Wipers	Front: 2-speed + intermittent + washer Tailgate: 1-speed + washer	S S	S S
Tailgate window demister		S	S
Outside door mirrors	Black (painted) Electrically adjustable Electrically foldable	- S -	S S S
Day / night rearview mirror	Manual dimming	S	S
STEERING AND INSTRUMENT PANEL			
3-spoke steering wheel	Urethane Leather covered With audio controls With cruise control With hands-free phone control Tilt-adjust	S - O ⁺ - O ⁺ S	- S S S O ⁺ S
Power steering		S	S
Tachometer		S	S
Light-off and key reminder	Alarm	S	S
Driver's seatbelt reminder	Lamp & alarm	S	S
Passenger's seatbelt reminder	Lamp & alarm	S	S
Rear seatbelt reminder	Lamp & alarm	-	S
Door ajar reminder	Lamp	S	S
Low fuel warning	Lamp	S	S
DRIVING AMENITIES			
Digital clock		S	S
Electric windows (Front)	Driver's side (up/down auto) Passenger's side	S S	S S
Central door locking	Switch on driver's side	S	S
Remote-control door locks	With hazard lamp answerback function	S	S
Air conditioner	Manual Auto	S -	- S
Heater		S	S
Pollen filter		S	S
Audio	Antenna (mounted at rear of roof) Speaker x 2 Audioless (2DIN Garnish w/o box) 7-inch display audio + Bluetooth®* + Rearview camera 9-inch display audio + Bluetooth®* + Rearview camera	S S S O ⁺ -	S S S - O ⁺
Cruise control		-	S

Grade		GL	GLX
INTERIOR			
Cabin lights	Front cabin light (3-position) Rear cabin light (3-position)	S S	S S
Driver's sun visor	With ticket holder With vanity mirror	S S	S S
Passenger's sun visor	With ticket holder With vanity mirror	S S	S S
Assist grips	Passenger's side Rear x 2	S S	S S
Cup holder	Front x 2	S	S
Shift knob	Urethane With chrome With piano black	S S (MT) S (AT)	S - S
Parking brake release button	Chrome Black	- S	S -
12V interior accessory socket	Centre console x 1 Luggage room x 1	S S	S S
USB socket	Centre console x 1	O ⁺	O ⁺
Remote fuel lid opener		S	S
Inside door handles	Chrome Black	- S	S -
SEATS			
Rear seat	50:50-split single-folding Head restraints x 2	S S	S S
Seat upholstery material	Fabric	S	S
SAFETY AND SECURITY			
SRS front dual airbags		S	S
SRS side airbags	Front	-	S
Curtain airbags		-	S
Seatbelts	Front: 3-point ELR seatbelts x 2 with pretensioners and force limiters Rear: 3-point ELR seatbelts x 2 with force limiters	S S -	S S S
ISOFIX child seat anchorages	Rear x 2	S	S
Pedal Release System	Brake & clutch	S	S
Side impact door beams		S	S
Parking sensors	Rear	S	S
ABS		S	S
ESP®**		S	S
Hill hold control		S	S
Hill descent control		S	S
TPMS (Tyre Pressure Monitoring System)		S	S
Brake assist function		S	S
Shift lock/key interlock		S (AT)	S
High-mount stop lamp		S	S
Immobilizer		S	S

S : Standard - : Not Available O : Option O1: Set option
* : Bluetooth is a registered trademark of Bluetooth SIG, Inc.
**:ESP is a registered trademark of Mercedes-Benz Group AG.

Standard and optional equipment availability may vary for individual markets
Please note that the specifications and equipment are subject to change without prior notice

Major Specifications

Number of doors		5	
Transmission		5MT	4AT
DIMENSIONS			
Overall length	Front bumper to rear bumper Front bumper to spare wheel cover	mm	3,820 3,985
Overall width		mm	1,645
Overall height		mm	1,720
Wheelbase		mm	2,590
Tread	Front Rear	mm	1,395 1,405
Minimum turning radius		m	6
Minimum ground clearance		mm	210
Approach angle		deg.	37
Ramp breakover angle		deg.	28
Departure angle		deg.	49
CAPACITIES			
Seating capacity		persons	4
Luggage capacity	Max. volume Rear seatback folded (VDA method) Rear seatback raised (VDA method)	litres litres litres	1,113 (TBD) 332 (TBD) 211 (TBD)
Fuel tank capacity		litres	40
ENGINE			
Type			K15B
Number of cylinders			4
Number of valves			16
Piston displacement		cm ³	1,462
Bore x stroke		mm	74.0 x 85.0
Compression ratio			10
Maximum output		kW/rpm	75/6,000 (TBD)
Maximum torque		N · m/rpm	130/4,000 (TBD)
Fuel distribution			Multipoint injection
TRANSMISSION			
Type			5MT 4AT
Gear ratio	1st 2nd 3rd 4th 5th Reverse		4.425 2.304 1.674 1.190 1.000 5.151 2.300
Final gear ratio			4.090 4.300
Transfer gear ratio	High Low		1.000 2.002 1.320 2.644
CHASSIS			
Steering			Recirculating ball
Brakes	Front Rear		Ventilated disc Drum, leading and trailing
Suspension	Front Rear		3-link rigid axle with coil spring 3-link rigid axle with coil spring
Tyres			195/80R15
WEIGHTS			
Kerb weight (min./with full options)		kg	1,185-1,200 1,200-1,215
Gross vehicle weight		kg	1,545 1,545
PERFORMANCE			
Maximum speed		km/h	155 (TBD) 140 (TBD)

All figures are manufacture's data and may vary for each market.

Exterior colours



Celestial Blue Pearl Metallic



Granite Gray Metallic



Arctic White Pearl



Jungle Green



Silky Silver Metallic



Bluish Black Pearl

Dual-tone colours



Sizzling Red Metallic + Bluish Black Pearl

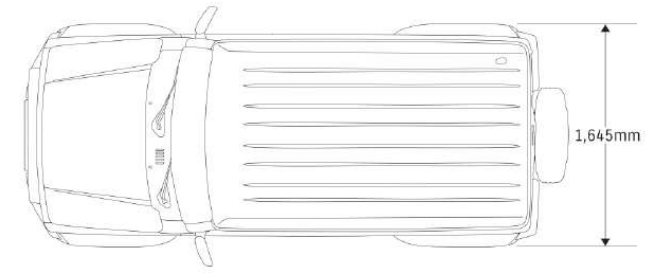
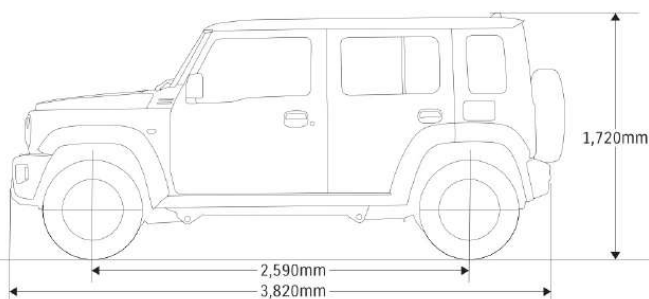


Chiffon Ivory Metallic + Bluish Black Pearl



Kinetic Yellow + Bluish Black Pearl

All photographs in this brochure were taken with relevant permission. Images of the vehicles without number plates on public roads are composite photos.





www.suzuki.ae

1123-2024YM
99999-B1D02-001

Please note that the images shown may differ from the actual specifications and may change without prior notice.



ABU DHABI (02) 674 0991 **AL AIN** (03) 761 9556
DUBAI Deira (04) 295 5907 | Sheikh Zayed Road (04) 347 0008
SHARJAH (06) 574 4212 **RAS AL KHAIMAH** (07) 235 1611
FUJAIRAH (09) 224 9280

artc-suzuki@alrostanigroup.ae



شركة الرستمانى التجارية ذ.م.م.
AL ROSTAMANI TRADING COMPANY L.L.C.