

**Jimny**



**Tough As Jimny**



## Proven Robust Capability

Uncompromising features define the Jimny as a serious off-road machine. Including a robust ladder frame, 3-link rigid axle suspension with coil springs, selectable 4WD with a low-range transfer case and impressive entry and departure angles.



### Selective 4WD with Low Range

The Jimny now has a lever to shift between 2 High (highway use); 4 High (sand, mud) and 4 Low (low speed climbing and traversing very rough ground). Let ALLGRIP PRO help you conquer your off-road ventures; providing traction control to the 4WD drivetrain and allowing the driver to instantly respond and manoeuvre through difficult terrain.



### 3-link rigid axle suspension with coil springs

Rigid axle suspensions thrive in bumpy, off-road driving conditions. When one tyre is pushed upwards by an obstacle, the opposing tyre is pressed downwards, giving the tyre superior grip on uneven terrain.




### Ladder Frame with new X-Members

Since its 1st generation, the Jimny has featured a ladder frame structure. It is more resistant to twisting and better suited for off-road use than a monocoque body. It allows the driver to cross rough terrain with confidence.



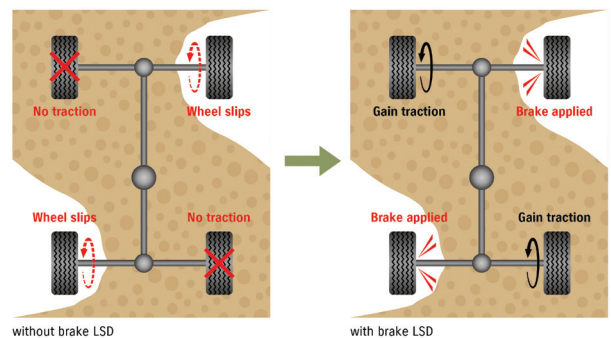
### New Body Mounts

Eight rubber body mounts are located between the ladder frame and the chassis. The mounts have been redesigned to improve driving comfort and vehicle stability. They also insulate occupants from normal noise, vibration and harshness generated by the car moving.



### Entry and Departure Angles

One of the most important factors in off-road performance. The Jimny can navigate obstacles and steep climbs without scraping its bumpers or underbody. It has a departure angle of 49 degrees, ramp break over angle of 28 degrees, and an approach angle of 37 degrees. Also, the Jimny now has 210mm ground clearance, even more impressive when you take into account its 1645mm body.



### Wheel Spin Control

When a wheel loses grip, the Limited Slip Drive (LSD) traction control automatically applies a braking force to the slipping wheels so torque is redistributed to the other side. This allows the vehicle to gain traction. As an example, when one front wheel and one rear wheel are off the ground in rough terrain, a vehicle ordinarily goes nowhere as the driving force only goes to the two airborne wheels, leaving them spinning. However, with brake LSD, the spinning wheels have a brake force applied to them which transfers the driving force to the two grounded wheels, which enables the vehicle to move forward.

## Stay focused

The Jimny's cabin instruments and controls are all within easy access and are designed to enable you to focus on driving. Controls are modern, functional, robust and designed for quick and easy operation.



### Multi-information Display

A 3.5 inch monochrome LCD multi-information display takes centre stage of the meter cluster, supporting the driver with a selection of driving information; beneficial to both everyday drivers and experienced enthusiasts. This information includes instantaneous and average fuel consumption, average speed, and remaining drivable range.

### Illuminated meter cluster

Instruments are designed to provide perfectly legible readouts whether in bright sunlight, or dark shaded areas. They are always lit; making them ultra-easy to read and visible in all conditions.



### Functional Controls

Key window control, ESP<sup>®</sup> off and hill descent control switches are positioned in the centre of this car for improved accessibility. The switches are robust and design for ease of use, even when the going gets tough off-road.


### Steering System

Keep in touch with the terrain, thanks to a robust ball-screw steering system that provides sufficient feedback yet minimises kickback. The steering wheel is leather wrapped\* for a touch of luxury and can be vertically adjusted up to 35mm. (\*GLX Grade)

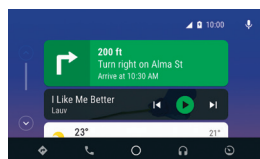


### Smartphone Linkage Display Audio (SLDA)

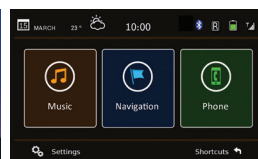
The SLDA system features a 9 inch infrared touchscreen display for easy operation, even if you're wearing gloves. The perimeter has touch control points for power, volume, home display, voice command and settings. The Smartphone Linkage Display Audio works with Apple CarPlay<sup>®</sup>, Android Auto<sup>™</sup> and MirrorLink<sup>™</sup> which allows the use of various smartphone applications. For additional accessibility and safety, additional audio controls are located on the steering wheel.



Apple CarPlay<sup>®</sup>



androidauto



MirrorLink<sup>™</sup>

For more details including iPhone models compatible with Apple CarPlay<sup>®</sup> see:<http://www.apple.com/ios/carplay/>  
Apple, Apple CarPlay<sup>®</sup> and iPhone are trademarks of Apple Inc., registered in the U.S. and other countries.

Requires the Android Auto app on Google Play and an Android compatible smartphone running Android<sup>™</sup> 5.0 Lollipop or higher: <https://support.google.com/androidauto/#6140477>  
Android and Android Auto are trademarks of Google LLC.

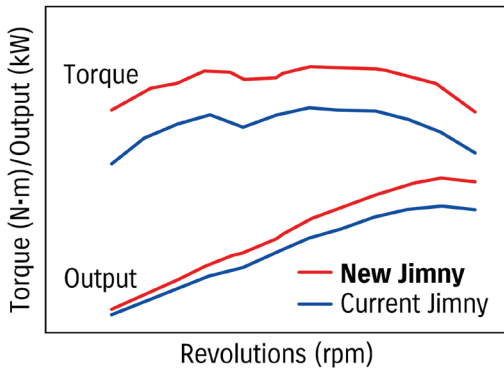
MirrorLink<sup>™</sup> is compatible with the smartphones listed at the following link:<https://cert.mirrorlink.com/ProductListing/>  
MirrorLink<sup>™</sup> is a registered trademark of the Car Connectivity Consortium LLC.

# More Power, Better Economy

The former 1.3 litre engine is replaced by a 1.5 litre engine in the all new Jimny, delivering stronger torque and enhancing driving performance.

## K15B 1.5L Engine

The new 1.5L engine in the Jimny presents more power and more torque, whilst maintaining high fuel efficiency. The stronger torque levels are delivered right across the rev band with plenty of tap at low revs; essential for serious off-road performance.



## Braking System

### Electric Controller

Jimny has an electric control system for its brakes. The system provides assistance for the Limited Slip Drive (LSD); traction control; hill hold for all driving modes and hill descent control for 4H and 4L modes.

### Hill Hold Control

Hill hold control makes hill starts easier by preventing the car from rolling backwards for two seconds while the driver shifts from the brake pedal to the accelerator. The system even works on bumpy slopes where there is variation between the left and right hand sides of the vehicle. That way, the driver can concentrate on the accelerator rather than the fear of rolling backwards. (Standard with manual and auto transmissions)

### Hill Descent Control

Hill descent control automatically applies the brakes to maintain a speed of 10km/h in 4H model or 5km/h in 4L mode. The system activates when traveling slower than 25km/h with the hill descent control switched to the 'on' position.

## Transmission

### 5-Speed Manual


Based on Jimny's current 5-speed manual but with gear ratios optimised for the new K15B engine and fuel economy. New design with reduced vibration provides a more solid feeling in gear shifts.

### 4-Speed Auto

The 4-speed automatic transmission has been refined to match the new K15B engine with reduced friction and improved fuel efficiency. Gear selection has changed from the angular, gated type to a straight shifting pattern to simplify operation,

### Direct Shift Feel

The gear selection system on the new Jimny is mounted partially on the transmission housing and partially on the ladder frame. This reduces vibration and improves shift feel.

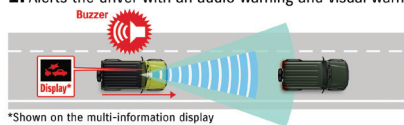




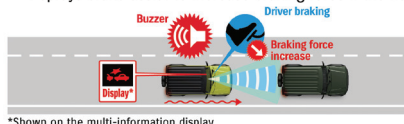
### Dual Sensor Brake Support (DSBS)

A camera and laser sensor assembly is attached to the windscreen provides various visual and audio alerts to the driver, warning them of risks of collision as well as an emergency braking function. (Refer to diagram)

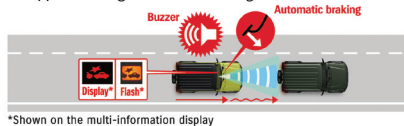
1. Alerts the driver with an audio warning and visual warning.



2. Deploys brake assist to increase braking force if the risk of collision is high and the driver panic brakes.



3. Applies strong automatic braking if the risk of collision increases even more.

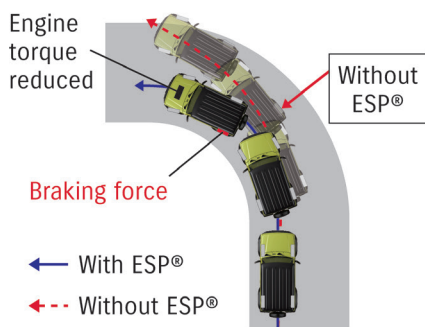


**Warning:** At speeds from 5 to 100km/h, sounds a buzzer and provides a visual warning on display if it determines there is a risk of a collision.

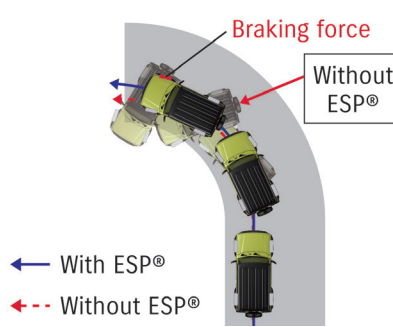
**Brake Assist:** Increases braking force even more if driver brakes very hard, to avoid a high risk collision.

**Automatic Brake:** Applies a strong automatic braking force if system determines there is a risk of collision.

### Front wheel slippage



### Rear wheel slippage

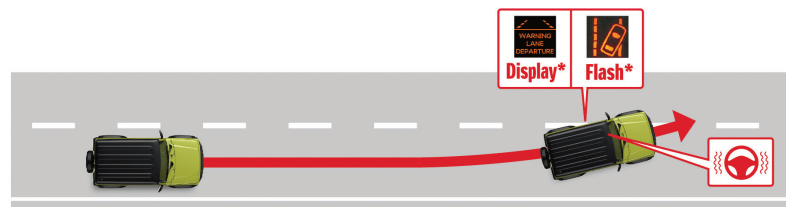


### Electronic Stability Program (ESP)®

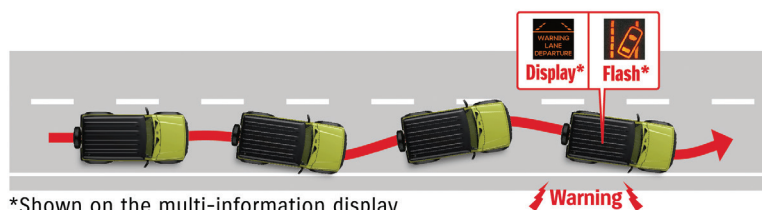
The ESP® monitors and identifies wheel slippage. When slippage is detected, the ESP® automatically adjusts engine torque and applies a braking force to limit wheel slippage and assist the driver to stay in directional control.

### Lane Departure Warning

At 60km/h or faster, the lane departure warning function is designed to predict the path of the vehicle and issue visual (display and indicator) and tactile (vibrating steering wheel) warnings to the driver.



\*Shown on the multi-information display



\*Shown on the multi-information display

### Weaving Alert

At 60km/h or faster, the weaving alert warning function is designed to calculate the driving pattern of the vehicle and issue visual (display and indicator) and audio warnings to the driver if the vehicle is 'wandering' due to driver drowsiness, etc.

ALL  
PURPOSE



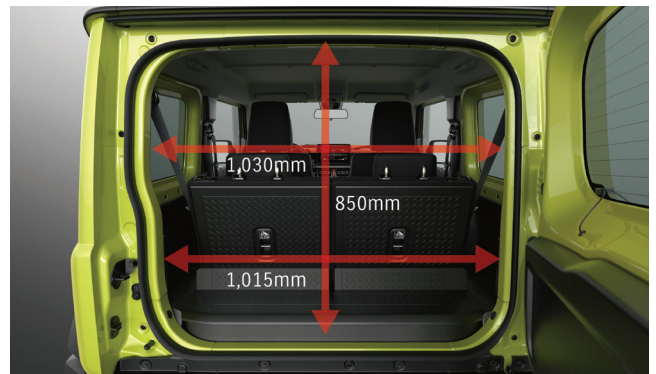
## Luggage

### Easier Access

The rear door opening is large and functional at 1030mm wide.

### Flexible Luggage

The interior width has also been increased from 918mm to 1300mm, with flat folding rear seats, making it the best luggage area of any Jimny. Independently folding rear seats allow the luggage area to be tailored in configurations ranging from 59 to 377 litres to accommodate different loads (377 litres is with luggage box removed).



## Seating

The front seats are far more comfortable than previous Jimnys. The seat cushion frames are 70mm wider and provide better insulation from bad bumps when driving off-road. There's more support at the hips and a flat shoulder area to allow the body to move more easily when looking backwards. The seats also have a greater slide length adjustment (45mm more) and positions can be made in 10mm increments (previously 15mm). The result - always a perfect driving position.



## Console Storage

A centre console tray provides convenient storage for all your small items. It also includes accessory and USB sockets nearby; enabling you to power most electronics sitting in the tray. The console between the seats can also hold most drink bottles, as well as securing a smartphone in the upright position.



## Goes places only Jimny can take you

Loved around the world for nearly 50 years and famous for its unparalleled off-road performance and manoeuvrability. The new Jimny boasts everyday city appeal with a striking new look, improved safety features, modernised interior design and extra comfort.

Make 'tough to find' places your next destination and make every day driving more fun.





## Way of Life!

Suzuki's "Way of Life!" is the heart of our brand - every Suzuki vehicle, motorcycle and outboard motor is built to create excitement so customers can enjoy everyday life.



[www.suzukiqld.com.au](http://www.suzukiqld.com.au)

All care is taken to ensure the accuracy of this brochure at the time of publication approval. Specifications, features, prices and model availability may vary from State to State and may change without notice. Always consult your authorised Suzuki Dealer or refer to [www.suzukiqld.com.au](http://www.suzukiqld.com.au) for the latest details on all models. SUZUKI will not be held liable for any loss as a result of reliance on the content of this brochure, whether in negligence or otherwise. Vehicles are shown for illustrative purposes only and may not depict exact Australian specifications. Published December 2021.